

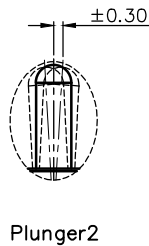
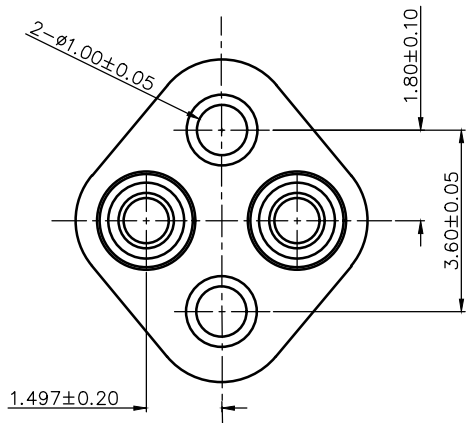
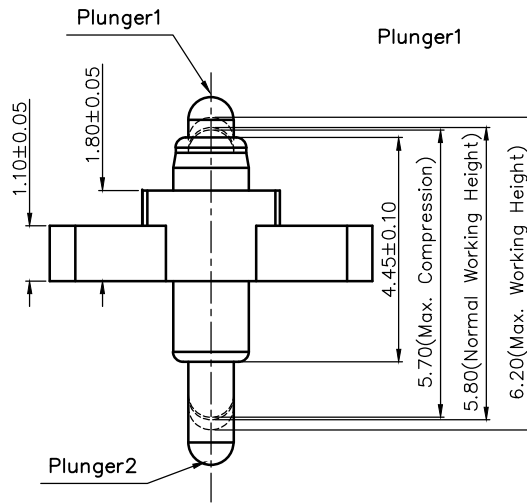
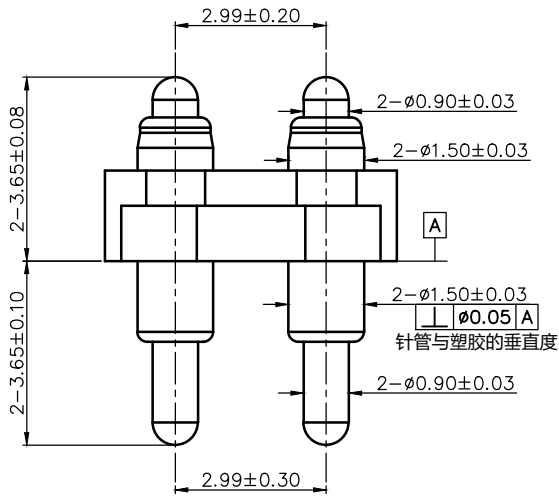
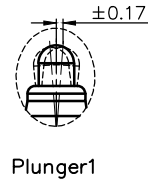
Please Approve this Drawing

Date	
Signature	

REVISIONS (修正)			
NO. (序号)	DESCRIPTION(描述)	ECN NO.(变更号)	DATE(日期)
A.0	NEW RELEASE	ECN-2201612001	2016.12.01

NOTES:

- Materials:
 - .Housing: Sabc CYCOLOY C1200HF-76701
 - .Plunger1: brass
 - .Plunger2: QSN4-3Y
 - .Barrel: brass
 - .Spring: SUS
- Plating:
 - .Plunger1: 10 micro-inch minimum Au over 40~80 micro-inch CuSnZn.
 - .Plunger2: AP
 - .Barrel : 10 micro-inch minimum Au over 40~80 micro-inch CuSnZn.
- Electrical:
 - .Rated current & voltage: DC12V, 2A.
 - .Contact resistance: 50 mohm maximum at working height(quiescence)
- Mechanical:
 - .Normal force: 85g±15g at Normal working height
 - .Durability: 10,000 cycles(minimum)
- When the current is greater than 1A then need to increase the time delaycircuit(3 second)
- To ensure the best usage,please operate it based on the working height
 - .Based on the engineering drawings,shall not exceed the maximum allowed compression
- Harmful material control please follow DOC. NO. "DQ03050"



DRAW (设计)	周亮	SCALE (比例)	10 : 1	UNIT (单位)	mm	DRAWING NO. (图号)	P5121MD10-02A324HB		
CHECK (校对)		SHEET (页数)	1 of 1	PROJECT (视图)		MATERIAL (材质)	Seeing notes (见备注)		
AUDIT (审核)		COUNTER SIGN (会签)		DATE (日期)	2016.12.01	REV	A.0		
APPROVE (核准)		PLATE (镀层)	Seeing notes(见备注)			TITLE (品名)	Pogo pin Conn.		

THE UNMARKED TOLERANCE ARE AS BELOW :
(未标记的公差)

LENGTH (尺寸)		ANGLE (角度)	
0~6.0	±0.05mm	0.	±2.0°
>6~30	±0.10mm	0.0	±1.0°
>30~120	±0.15mm	0.00	±0.50°

C.C.P. (DG) CONTACT PROBES CO.,LTD.
东莞中探探针有限公司

The information in this document is property of C.C.P company and should not be copied or reproduced in any other way, without written permission.