

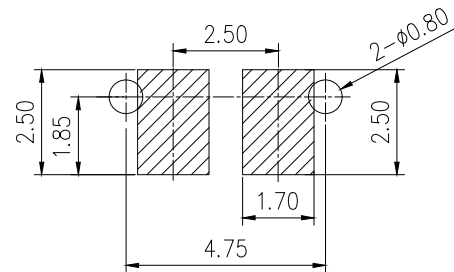
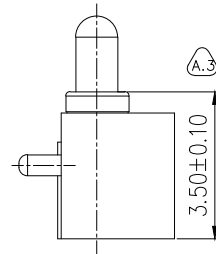
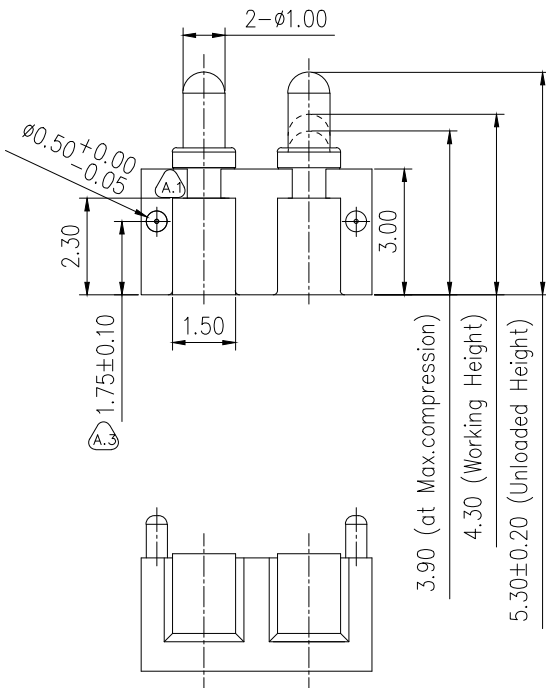
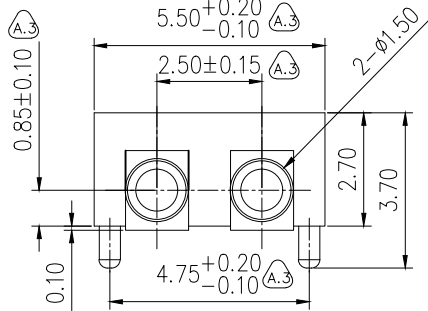
REVISIONS (修正)			
NO. (序号)	DESCRIPTION(描述)	ECN NO.(变更号)	DATE(日期)
A.0	INITIAL RELEASE	ECN-06111001	2006.11.10
A.1	Modify the two place	ECN-09031902	2009.03.19
A.2	修正图面胶芯错误	ECN-2201404039	2014.04.30
A.3	增加尺寸公差	ECN-2201808023	2018.09.10

Please Approve this
Drawing

Date	
Signature	

NOTES:

- Materials:
 - .Housing: High Temperature Polyester (UL94V-0), Black
 - .Plunger: brass
 - .Barrel: brass
 - .Spring: SUS
- Plating:
 - .Plunger: 10 micro-inch minimum Au over
50~120 micro-inch nickel.
 - .Barrel : 10 micro-inch minimum Au over
50~120 micro-inch nickel.
- Electrical:
 - .Rated current & voltage: DC12V, 1A.
 - .Contact resistance: 50 mohm maximum
at working height(quiescence)
- Mechanical:
 - .Normal force: 120g±20% at Normal working height
 - .Durability: 10,000 cycles(minimum)
- When the current is greater than 1A then need to increase the time delaycircuit(3 second)
- To ensure the best usage,please operate it based on the working height
 - .Based on the engineering drawings,shall not exceed the maximum allowed compression
- RoHS & HF complied product.



Recommended P.C.B.
Layout(Component Side)

DRAW (设计)	王云	SCALE (比例)	10 : 1	UNIT (单位)	mm	DRAWING NO. (图号)	H036M0-H02C250RR
COUNTER SIGN (会签)		SHEET (页数)	1 of 1	PROJECT (视图)		MATERIAL (材质)	Seeing notes (见备注)
AUDIT (审核)		DATE (日期)	2018.09.10	VER (版次)	A.3	TITLE (品名)	Pogo pin Conn.
APPROVE (核准)		PLATE (镀层)	Seeing notes(见备注)				

THE UNMARKED TOLERANCE ARE AS BELOW :
(未标记的公差)
LENGTH (尺寸) ANGLE (角度)

0~6.0	±0.05mm	0.	±2.0°
>6~30	±0.10mm	0.0	±1.0°
>30~120	±0.15mm	0.00	±0.50°

C.C.P. (DG) CONTACT PROBES CO.,LTD.
东莞中探探针有限公司

The information in this document is property of C.C.P company and should not be copied or reproduced in any other way, without written permission.